



Features

- Newly refined 165 mm (6.5") ICT transducer for greater durability and longevity
- High power & high sensitivity with extended frequency response
- Wide, controlled, constant directivity dispersion for optimum coverage
- Does not suffer from energy loss in the vertical plane at crossover as with two-way discrete designs
- Low insertion-loss, 60 W line transformer for a more powerful and dynamic performance
- Convenient front-tapping switch for settings
- Magnetically-adhering grille system for easy custom painting and optional Arco designer grilles for minimal architectural impact
- Four-clamp, self-aligning mounting system
- UV resistant baffle and grille
- Packaged with classic grille, tile rails and C-ring for quick and easy installation and simple stocking logistics

Applications

- Voice Alarm Systems
- Multizone Foreground Music & Paging Systems
- Boardrooms & Offices
- Business Music Systems
- Airports, Convention Centres, Hotels
- Reception / Waiting Rooms
- Houses of Worship
- Retail Outlets / Shopping Malls
- Lounges / Bars
- Cruise Ships
- Courtrooms

Product description

The Tannoy CMS 603ICT PI is a wide bandwidth, high power-handling and high sensitivity loudspeaker built around CMS 3.0 – the third generation of Tannoy's revolutionary Ceiling Monitor System technology. Incorporating a newly refined version of Tannoy's proprietary ICT™ point-source driver, the CMS 603ICT PI has been re-engineered for optimum compatibility with Lab.gruppen commercial amplifiers while also delivering consistent broadband directivity, precise articulation for voice and music, and exceptional long-term reliability.

The point source configuration of the Tannoy ICT driver's mid-bass and tweeter sections ensures a wide and controlled dispersion for optimum coverage, avoiding significant energy losses in the vertical plane at the crossover frequency, a flaw inherent in typical two-way designs. The ICT (Inductive Coupling Technology) drive unit also addresses two common component failures in background music systems: the tweeter and the crossover. Use of wireless electromagnetic coupling to drive the tweeter means that no crossover is required, making the ICT drive unit exceptionally reliable and ideal for applications where constant heavy usage is the norm. The mineral-loaded polypropylene cone material and nitrile rubber surround further enhance durability and long-term reliability.


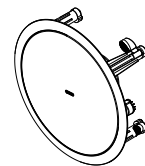
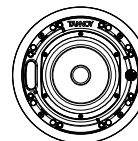
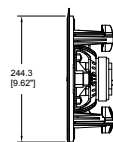
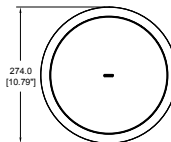
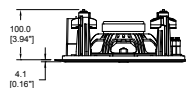
The CMS 603ICT PI utilizes a 16 ohm driver, making it ideal for use in high performance low-impedance systems (with optimized performance when used in conjunction with Lab.gruppen LUCIA amplifiers). The low-insertion loss 60 W transformer features convenient front bezel switching for taps at 60 W, 30 W and 15 W, with an additional 7.5 W tap for traditional constant voltage systems.

The CMS 603ICT PI also features extra clamp extension to accommodate thicker ceiling panels, and a locking design that prevents inadvertent over-screwing. Magnetic grille attachment enables easy removal and fitting for custom painting and tapping changes with grilles now available as either traditional style (inset in bezel) or new Arco™ style, which conceals the entire unit for architect-friendly aesthetic appeal.

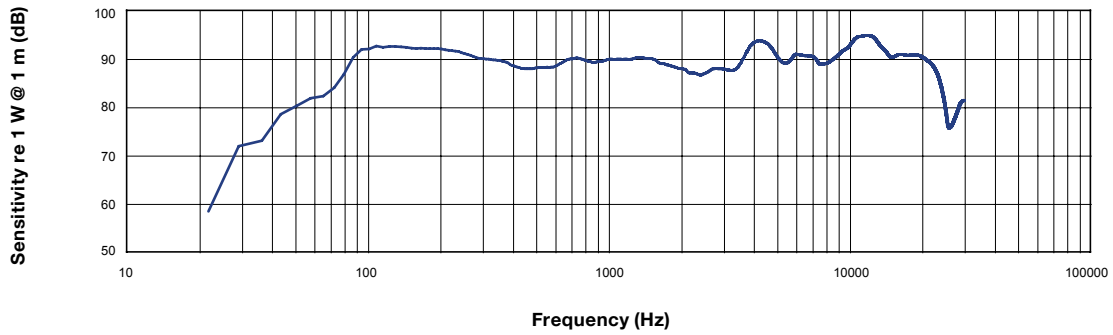
The CMS 603ICT PI is supplied without a back-can. All models are supplied with classic grille, two tile support rails and one C-ring; Arco grille back-can and plaster (mud) ring are available as optional accessories.

Physical data

Bezel diameter:	274.0 mm (10.79")	Hole Cutout Diameter:	253.0 mm (9.96")
Front of ceiling surface to rear of speaker unit:	100.0 mm (3.94")	Front of accessory backcan bezel to top of safety loop:	168.5 mm (6.60")

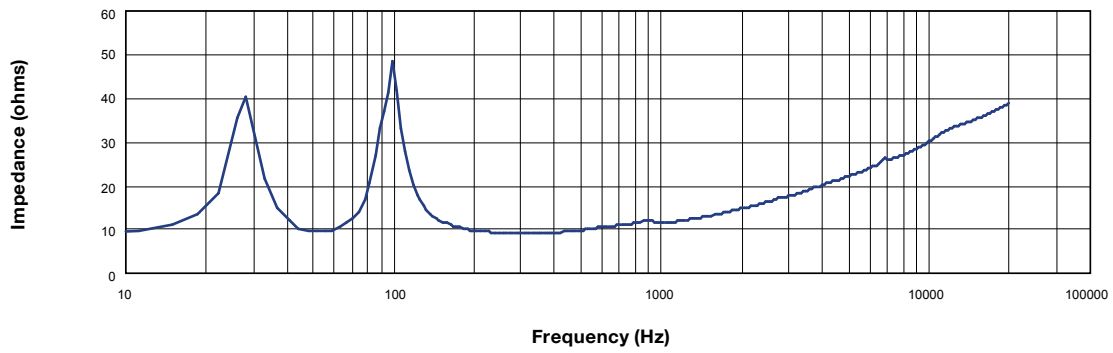


1 m on-axis Frequency Response



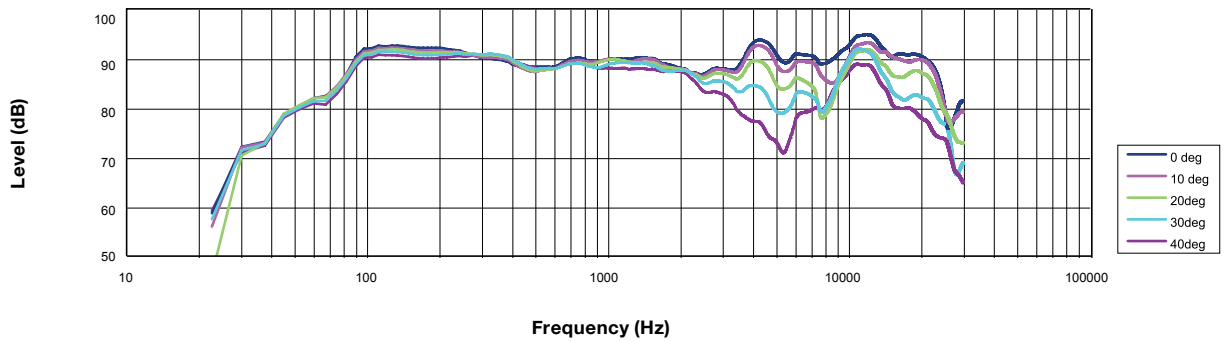
Anechoic Frequency Response

Impedance vs frequency



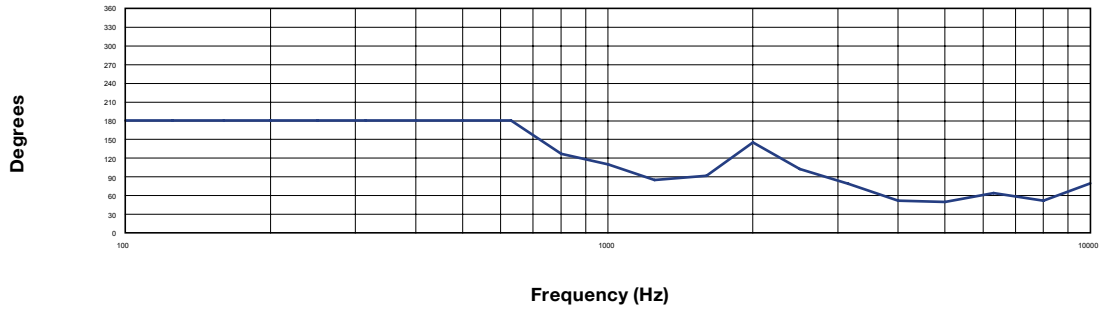
Impedance

Off-axis Frequency Response



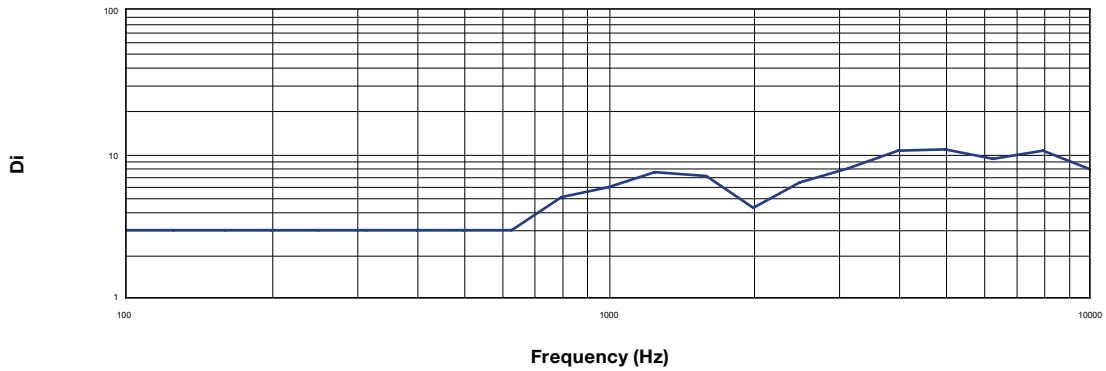
Off Axis Response

Beamwidth vs Frequency



Beamwidth

Directivity Index (DI)

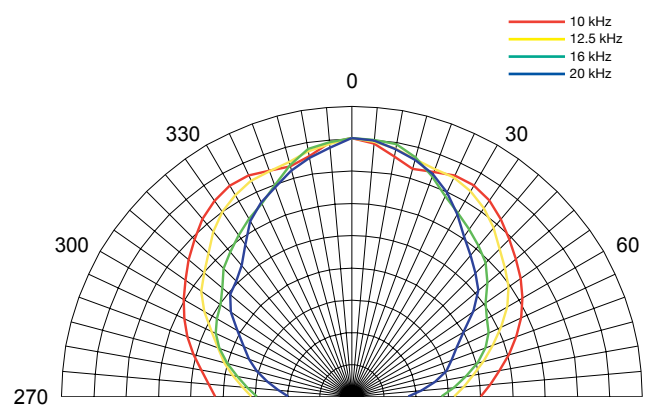
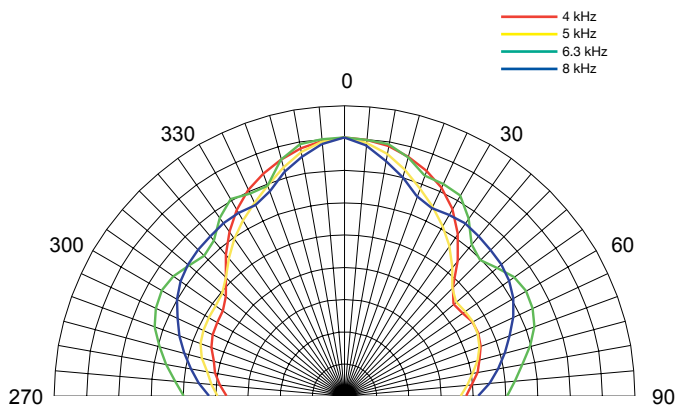
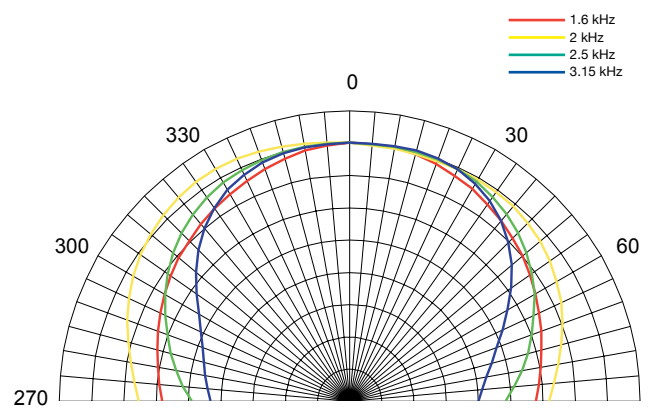
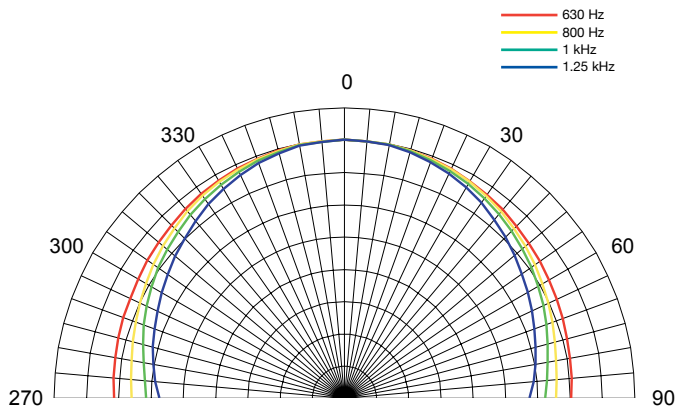
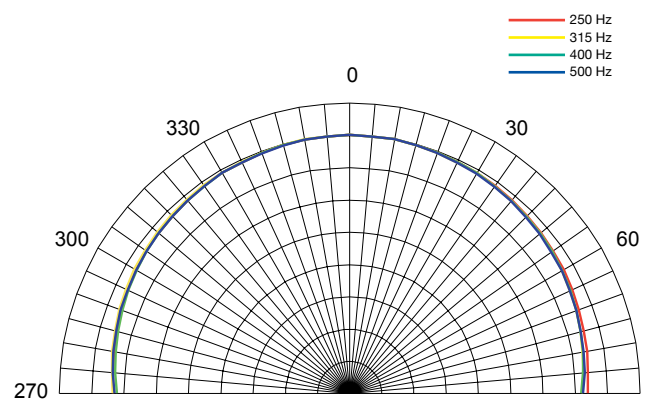
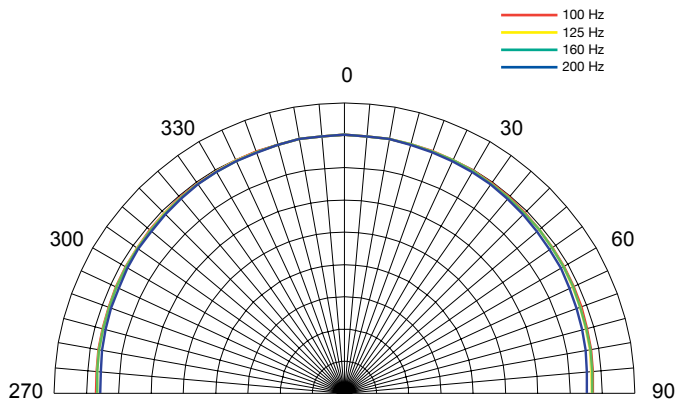


Directivity Index

Technical Data Sheet

Polar plots (1/3 octave)

CMS 603ICT PI



Technical Data Sheet

Specifications

CMS 603ICT PI

Performance

Frequency range (-10 dB)⁽¹⁾	46 Hz - 24 kHz
System sensitivity (1 W @ 1 m)⁽²⁾	91 dB (1 W = 4 V for 16 Ohms)
Nominal Coverage Angle	90 degrees conical
Coverage Angle (1 kHz to 6 kHz)	92 degrees
Directivity Factor (Q)	7.1 averaged 1 kHz to 6 kHz
Directivity Index (DI)	7.9 averaged 1 kHz to 6 kHz
Power Handling⁽³⁾	
Average	60 W
Programme	120 W
Peak	240 W
Recommended Amplifier Power	120 W @ 16 ohms
Nominal Impedance (Lo, Z)	16 ohms
Rated maximum SPL	
Average	109 dB
Peak	115 dB
Transformer Taps (via front rotary switch)	
70 V	60 W (83 Ω) / 30 W (165 Ω) / 15 W (330 Ω) / 7.5 W (660 Ω) / OFF & low impedance operation
100 V	60 W (165 Ω) / 30 W (330 Ω) / 15 W (660 Ω) / OFF & low impedance operation
Crossover	7 kHz inductively coupled

Transducers

Low Frequency	165 mm (6.50") mineral loaded polypropylene
High Frequency	ICT aluminium dome

Physical

Enclosure	
Backcan	Zinc plated steel
Baffle	Reflex loaded UL 94V-0 rated ABS
Grille	Steel, with weather resistant coating
Safety Features	Safety ring located at rear of enclosure for load bearing safety bond
Clamping Design	Security toggle clamp Min / Max clamping range 9.5 mm (0.37") / 60 mm (2.36") Recommended clamp torque: 1.5 Nm Separate backcan for pre-installation
Backcan Options	Cable clamp & squeeze connector for conduit up to 22 mm
Cable Entry Options	3 Sets of horizontal positions 19 / 22 / 28 mm (0.75" / 0.87" / 1.10")
Conduit Knockouts on PI Backcan	Removable locking connector with screw terminals with "loop through" facility
Connectors	UL-1480, UL-2043, CE
Compliance	
Dimensions	
Bezel diameter	274.0 mm (10.79")
Front of ceiling surface to rear of speaker unit	100.0 mm (3.94")
Front of accessory backcan bezel to top of safety loop	168.5 mm (6.60")
Hole cutout diameter (all models)	253 mm (9.96")
Net Weight (ea)	
CMS 603ICT PI	2.64 kg (5.82 lbs)
PI Backcan	3.68 kg (8.11 lbs)
Included Accessories	C-Ring, tile-bridge kit, paint mask, cut-out template, grille
Optional Accessories	Plaster (mud) ring, Arco grille
Packed Quantity	2

Ordering Information

Part Number	Colour
8001 7530 CMS 603ICT PI	White / Paintable
8001 4181 CMS 603 Plaster (Mud) Ring	Zinc Plated Steel
8001 7560 CMS 603 PI Backcan	Zinc Plated Steel
8001 7890 CMS 603 Arco Grille	White / Paintable



Notes:

1. Average over stated bandwidth. Measured in an IEC baffle in an Anechoic Chamber
2. Unweighted pink noise input, measured at 1 metre on axis
3. Long term power handling capacity as defined in EIA - 426B test

A full range of measurements, performance data, CLF and Ease™ Data for CMS 603ICT PI can be downloaded from www.tannoypro.com.

Tannoy operates a policy of continuous research and development. The introduction of new materials or manufacturing methods may introduce variations in actual performance; however, actual performance always will equal or exceed the published specifications, which Tannoy reserves the right to alter without prior notice. Please verify the latest specifications when dealing with critical applications.

Copyright (c) 2015 Tannoy Limited. All rights reserved.